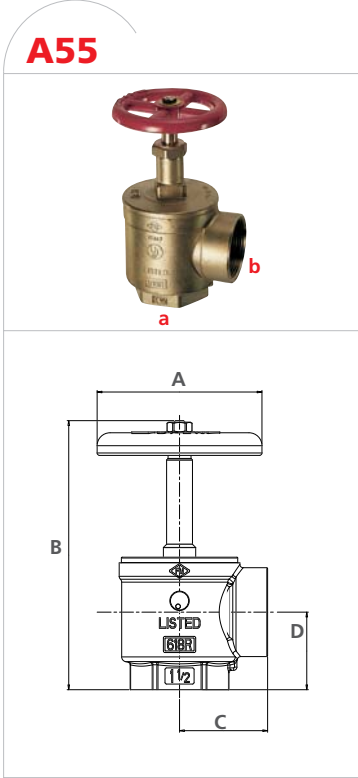


Angle Hose Valve 300 Lb. Rated



► Used with a Fire Hose Rack Assembly, or as a Fire Dept. outlet connection.

DOUBLE FEMALE

Standard equipment:
Female NPT inlet and outlet forged brass valve.
Red hand wheel.

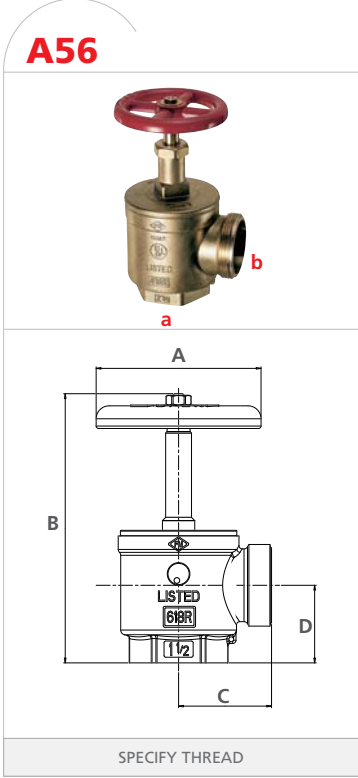
Optional Finishes:
PB
RC
PC

| CERTIFICATIONS | | |
|---|---|---|
|  |  |  |
| APPROVED | CE x 589 | LISTED 618R |

| a | b |
|--------|--------|
| 1-1/2" | 1-1/2" |
| 2-1/2" | 2-1/2" |

| | 1-1/2" x 1-1/2" | 2-1/2" x 2-1/2" |
|---|-----------------|-----------------|
| A | 4-1/64" | 5-1/8" |
| B | 7-11/16" | 10-9/16" |
| C | 2-9/64" | 3-5/32" |
| D | 1-57/64" | 2-41/64" |

Angle Hose Valve 300 Lb. Rated




► Used with a Fire Hose Rack Assembly, or as a Fire Dept. outlet connection.

FEMALE X MALE

Standard equipment:
Female NPT inlet x male hose thread outlet forged brass valve.
Red hand wheel.

Optional Finishes:
PB
RC
PC

| CERTIFICATIONS | | |
|---|---|---|
|  |  |  |
| APPROVED | CE x 589 | LISTED 618R |

| a | b |
|--------|--------|
| 1-1/2" | 1-1/2" |
| 2-1/2" | 2-1/2" |

| | 1-1/2" x 1-1/2" | 2-1/2" x 2-1/2" |
|---|-----------------|-----------------|
| A | 4-1/64" | 5-1/8" |
| B | 7-11/16" | 10-9/16" |
| C | 2-17/64" | 3-3/16" |
| D | 1-57/64" | 2-41/64" |